




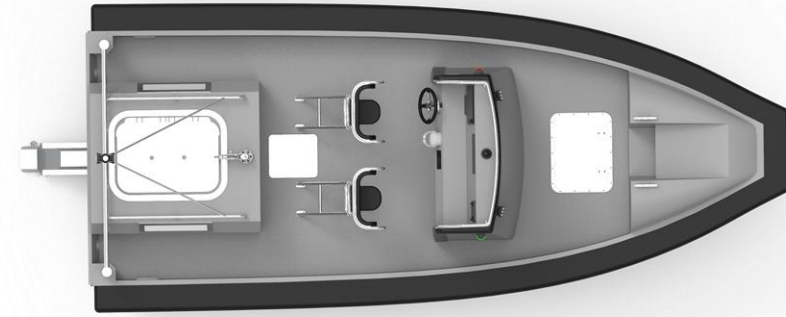
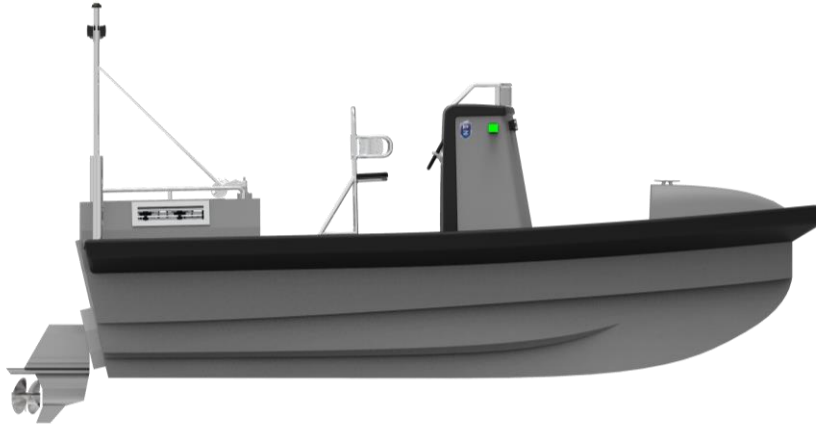
PROZERO 6M CC INBOARD

OFFSHORE

DEFENCE

WORKBOATS





Design:	2020 5000-01-034-0
Length overall, approx.:	6,2 m
Beam overall, app.:	2,84 m
Draft (full load), approx.:	0,87 m
Crew:	2 persons
Capacity:	2 persons
Weight:	1850kg
Engines:	1 x inboard Diesel

BENEFITS:

Light weight, high manoeuvrability vessel

OPERATIONAL FEATURES:

Cruise speed: (Pending)
Range: (Pending)

DESCRIPTION:

Built to comply with CE rules.

HULL, DECK AND SUPERSTRUCTURE:

The boat is made of a combination of glass- and carbon fibre as sandwich construction with PVC as core material. This core material acts as a natural buoyancy reserve material, due to its lightweight and zero water-absorption. Moreover, the sandwich construction avoids the use of internal stiffeners, increasing the usable internal space.

FENDER:

The fender is constructed of closed cell polyethylene foam. Not deflating with solid core that cannot lose buoyancy or absorb water. Damage is strictly cosmetic keeping crew safe. Fender system absorbs major impacts and retains integrity and shape. The ProZero fenders profile gives substantially more interior room than a comparable RIB.

DECK:

Decks are self-bailing.
Deck surfaces are treated with antislip
Metallic mooring bollards.

STEERING CONSOLE:

Composite console optimized for maximum ergonomic to ensure a safe and stable platform with all instruments within reach
Windshield to protect crew
Handhelds to protect crew

TECHNICAL:

2.5t Towing hook

ENGINES, PROPULSION, STEERING etc.:

1 x 170hp Inboard Diesel Engine

TANKS:

GRP diesel tank integrated into the hull structure.
Capacity: 150l

ELECTRICAL SYSTEM & LIGHTING:

All electrical wiring in marine cable.
Shore power with control lamp, marked fuses, earth connection and shore cable.
Main switches with separate battery systems for start, navigation and consumption.
Battery charger with indicator.
Navigational lights.

NAVIGATION & ELECTRONIC EQUIPMENT:

Electric engine controls. Complete engine instruments with RPM, temperature, oil pressure and voltmeter for start batteries supplied by engine manufacturer.
Fuel gauge.
Control panel for all lighting and other electrical equipment.
1 x magnetic Compass
1 x electric horn
1 x fixed VHF

SECURITY EQUIPMENT:

Manual and electrical bilge pump.
Portable fire extinguishers.

SEFEY EQUIPMENT:

Safety equipment specified in applicable rules